



ASBK RESULTS

AUSTRALIAN SUPERSPORT 300 CHAMPIONSHIP

Date: 23/02/19
 Event: R06
 Weather: Sunny - Temp: 22.4C
 Track: Dry - Temp: 42.7C

Race 2

Started at: 16:55:50
 Laps: 8
 Starters: 34
 Printed at: 20:33

AMENDED CLASSIFICATION

Pos	No	Name	Machine	Laps	Race Time	Behind	Fastest Lap	On Lap	Top Speed
1	27	Max STAUFFER (NSW) / Yamaha / YRD / Shark Leathers / Racers Edge	Yamaha R3 321	8	14:52.870		1:50.348	2	182
2	308	John LYTRAS (QLD) / Caboolture Yamaha / Jekyl & Hyde	Yamaha R3 321	8	14:52.919	.049	1:49.939	3	189
3	10	Callum O'BRIEN (WA) / Kawasaki BC Performance	Kawasaki EX 400	8	14:52.931	.061	1:50.036	3	193
4	43	Harry KHOURI (NSW) / Excite Motorsports / Shark Leathers / Motonation	Yamaha R3 321	8	14:52.949	.079	1:49.894	5	189
5	68	Luke POWER (VIC) / RTR / Graeme Williams Eng. / Traction Control	Yamaha R3 321	8	14:53.058	.188	1:49.418	2	185
6	81	Senna AGIUS (NSW) / Schuberth / Held / Bikebiz Kawasaki	Kawasaki EX 400	8	14:53.111	.241	1:49.268	3	190
7	333	Yannis SHAW (NSW) / WRP Bridgestone / Select Fresh Providers	Kawasaki EX 400	8	15:02.168	9.298	1:51.062	7	191
8	32	Dylan WHITESIDE (VIC) / Mark Lamont / The Grinning Edge	Kawasaki EX 300	8	15:02.297	9.427	1:50.389	3	193
9	72	Benjamin BAKER (NSW) / Jekyl & Hyde / SCK Excavation / Motostats	Yamaha R3 321	8	15:02.404	9.534	1:50.997	4	190
10	57	Seth CRUMP (QLD) / Rock Oil / KTM	KTM RC 390	8	15:02.810	9.940	1:50.903	3	187
11	151	Locky TAYLOR (QLD) / Yamaha / Rustic Flooring / Shark Leathers	Yamaha R3 321	8	15:06.328	13.458	1:51.531	2	186
12	97	Peter NERLICH (VIC) / TCN Racing	Kawasaki EX 400	8	15:09.589	16.719	1:51.827	2	193
13	58	Mitch KUHNE (QLD) / Shark Leathers / Nolan Helmets / Phiesh ink / Liquimoly	Yamaha R3 321	8	15:10.179	17.309	1:51.922	8	195
14	31	Travis HALL (QLD) / Stitchsmith / Ricondi	Yamaha R3 321	8	15:09.164	16.294	1:51.420	4	194
15	25	Luke JHONSTON (NSW) / Motul / Davis Bikaworx / MotoGarage	Yamaha R3 321	8	15:10.439	17.569	1:51.939	7	191
16	355	Laura BROWN (NSW) / WNR	Yamaha R3 321	8	15:10.475	17.605	1:51.867	7	192
17	87	Zac LEVY (QLD) / Demmery Motorsport Yamaha	Yamaha R3 321	8	15:10.787	17.917	1:52.168	7	183
18	56	Jesse WOODS (TAS) / JDS Moto	Yamaha R3 321	8	15:10.803	17.933	1:51.633	4	193
19	47	Zylas BUNTING (NSW) / Shark Leathers	Yamaha R3 321	8	15:24.062	31.192	1:53.639	8	187
20	22	Keegan PICKERING (NSW) / Sport Savvy Australian / Jekyl & Hyde	Yamaha R3 321	8	15:25.368	32.498	1:53.845	4	188
21	28	Tayla RELPH (QLD) / Kawasaki BC Performance	Kawasaki EX 400	8	15:25.411	32.541	1:54.164	2	187
22	15	Bronson PICKETT (WA)	Yamaha R3 321	8	15:25.488	32.618	1:53.646	4	179
23	282	Cameron AGOSTINI (NT) / Territory 3 Racing	Yamaha R3 321	8	15:26.078	33.208	1:53.727	4	179

Scott Laing
 Chief Time Keeper - Scott Laing


Tom Williams
 Clerk of Course - Tom Williams



Computime Race Timing Systems Pty Ltd © 1996
 Licensed to Computime Race Timing Systems

COMPUTIME RACE TIMING SYSTEMS PTY LTD
www.computime.com.au

E-mail: scott@computime.com.au / Ph: 0418 17 13 17





ASBK RESULTS

AUSTRALIAN SUPERSPORT 300 CHAMPIONSHIP

Date: 23/02/19
 Event: R06
 Weather: Sunny - Temp: 22.4C
 Track: Dry - Temp: 42.7C

Race 2

Started at: 16:55:50
 Laps: 8
 Starters: 34
 Printed at: 20:33

AMENDED CLASSIFICATION

Pos	No	Name	Machine	Laps	Race Time	Behind	Fastest Lap	On Lap	Top Speed
24	33	Grace POUTCH (VIC) / Aark Suspension & Tuning / SC Project Oceanic	Kawasaki EX 400	8	15:44.913	52.043	1:56.288	6	186
25	437	Hayden STIFF (NSW) / Proworx / Blayney Motorcycles	Kawasaki EX 300	8	15:53.486	1:00.616	1:56.695	6	179
26	131	Adam COX (QLD)	KTM RC 390	8	16:02.273	1:09.403	1:58.492	4	175
27	35	Ben ANGELIDIS (ACT) / Proworx / Blayney Motorcycles	Yamaha R3 321	8	16:13.455	1:20.585	1:59.698	4	175
28	19	Craig WHITE (NSW) / WRP Bridgestone	Kawasaki EX 400	8	16:13.869	1:20.999	1:59.774	2	179
29	46	Lachlan O'BRIEN (NT) / Territory 3 Racing	Yamaha R3 321	8	16:13.869	1:20.999	1:59.951	3	172
30	89	Kristian AGOSTINI (NT) / Territory 3 Racing	Yamaha R3 321	8	16:15.550	1:22.680	1:59.706	6	175
31	40	Jeremy CZMOK (VIC) / Dins Dins Pet Food	KTM RC 390	8	16:38.674	1:45.804	2:00.894	7	177
DNF	111	Wayne BATSON (SA) / S.A Motorcycles / PSY Racing	Kawasaki EX 300	6	12:37.911	2 Laps	2:04.500	3	164
DNF	20	Hunter FORD (NSW) / Yamaha / YRD / Held Aus / Schuberth Aus	Yamaha R3 321	3	5:38.561	5 Laps	1:49.933	3	191
DNF	42	Kyle O'CONNELL (QLD)	Yamaha R3 321	0		8 Laps			154

Fastest Lap was 1:49.268 by Senna AGIUS (NSW)

Current race lap record for SS300 class - 1:48.870 by Reid BATTYE (NSW) on a Kawasaki EX 300 set on 07/10/17

*** AMENDMENT - No, 31 (T. HALL) penalised 2 positions by Clerk of Course for passing under yellow flag ***

The results are provisional until the end of the time limit for protests and appeals.


 Chief Time Keeper - Scott Laing



 Clerk of Course - Tom Williams



Computime Race Timing Systems Pty Ltd © 1996
 Licensed to Computime Race Timing Systems

COMPUTIME RACE TIMING SYSTEMS PTY LTD
www.computime.com.au

E-mail: scott@computime.com.au / Ph: 0418 17 13 17





ASBK RESULTS

AUSTRALIAN SUPERSPORT 300 CHAMPIONSHIP

Date: 23/02/19
 Event: R06
 Weather: Sunny - Temp: 22.4C
 Track: Dry - Temp: 42.7C

Race 2

Started at: 16:55:50
 Laps: 8
 Starters: 34
 Printed at: 20:33

AMENDED LAP TIMES

No	Name	Lap 1	Lap 2	Lap 3	Lap 4	Lap 5	Lap 6	Lap 7	Lap 8
10	Callum O'BRIEN (WA)	1:58.935	1:50.586	1:50.036	1:50.419	1:50.219	1:50.295	1:51.298	1:51.143
15	Bronson PICKETT (WA)	2:04.788	1:54.846	1:54.127	1:53.646	1:54.875	1:54.380	1:54.739	1:54.087
19	Craig WHITE (NSW)	2:08.688	1:59.774	2:00.507	2:01.238	2:01.210	2:00.740	2:00.964	2:00.748
20	Hunter FORD (NSW)	1:58.199	1:50.429	1:49.933					
22	Keegan PICKERING (NSW)	2:04.125	1:54.900	1:54.628	1:53.845	1:54.510	1:54.369	1:54.923	1:54.068
25	Luke JHONSTON (NSW)	2:00.957	1:52.783	1:52.970	1:53.375	1:52.896	1:53.342	1:51.939	1:52.177
27	Max STAUFFER (NSW)	1:56.914	1:50.348	1:50.459	1:50.859	1:50.998	1:51.030	1:51.017	1:51.245
28	Tayla RELPH (QLD)	2:03.917	1:54.164	1:54.348	1:54.861	1:54.595	1:54.571	1:54.785	1:54.170
31	Travis HALL (QLD)	2:00.962	1:53.439	1:52.401	1:51.420	1:54.841	1:52.244	1:52.094	1:51.763
32	Dylan WHITESIDE (VIC)	2:02.590	1:51.608	1:50.389	1:51.143	1:52.293	1:51.452	1:51.326	1:51.496
33	Grace POUTCH (VIC)	2:05.989	1:57.047	1:58.224	1:57.613	1:56.435	1:56.288	1:56.639	1:56.678
35	Ben ANGELIDIS (ACT)	2:09.968	2:00.056	2:00.834	1:59.698	2:00.950	2:00.197	2:01.456	2:00.296
40	Jeremy CZMOK (VIC)	2:11.101	2:01.430	2:01.061	2:01.010	2:01.309	2:01.706	2:00.894	2:20.163
43	Harry KHOURI (NSW)	1:58.236	1:51.186	1:50.229	1:50.386	1:49.894	1:50.513	1:51.301	1:51.204
46	Lachlan O'BRIEN (NT)	2:08.399	2:00.667	1:59.951	2:00.859	2:01.892	2:00.493	2:01.219	2:00.389
47	Zylas BUNTING (NSW)	2:03.953	1:54.166	1:54.311	1:54.758	1:54.518	1:54.754	1:53.963	1:53.639
56	Jesse WOODS (TAS)	2:02.644	1:52.177	1:52.339	1:51.633	1:54.175	1:53.073	1:52.479	1:52.283
57	Seth CRUMP (QLD)	1:57.731	1:50.969	1:50.903	1:51.613	1:53.011	1:53.050	1:53.250	1:52.283
58	Mitch KUHNE (QLD)	2:00.950	1:53.363	1:52.410	1:52.036	1:54.112	1:52.376	1:53.010	1:51.922
68	Luke POWER (VIC)	1:57.803	1:49.418	1:50.484	1:50.917	1:51.057	1:50.841	1:51.020	1:51.518
72	Benjamin BAKER (NSW)	2:00.964	1:52.333	1:51.768	1:50.997	1:51.958	1:51.544	1:51.177	1:51.663
81	Senna AGIUS (NSW)	1:58.099	1:50.595	1:49.268	1:50.541	1:51.349	1:50.611	1:51.146	1:51.502
87	Zac LEVY (QLD)	2:00.899	1:52.401	1:52.197	1:52.743	1:54.655	1:53.210	1:52.168	1:52.514
89	Kristian AGOSTINI (NT)	2:09.488	2:00.290	2:00.980	2:00.962	2:01.483	1:59.706	2:01.555	2:01.086
97	Peter NERLICH (VIC)	2:02.656	1:51.827	1:52.180	1:52.120	1:54.031	1:52.360	1:52.280	1:52.135
111	Wayne BATSON (SA)	2:14.682	2:04.610	2:04.500	2:04.908	2:04.583	2:04.628		
131	Adam COX (QLD)	2:07.432	1:58.967	1:58.668	1:58.492	1:59.540	1:59.664	1:59.650	1:59.860
151	Locky TAYLOR (QLD)	1:58.833	1:51.531	1:52.138	1:52.981	1:52.431	1:52.645	1:52.621	1:53.148
282	Cameron AGOSTINI (NT)	2:04.894	1:54.901	1:54.721	1:53.727	1:54.206	1:54.374	1:54.716	1:54.539
308	John LYTRAS (QLD)	1:58.067	1:50.600	1:49.939	1:50.694	1:51.429	1:50.363	1:50.739	1:51.088
333	Yannis SHAW (NSW)	2:00.884	1:51.886	1:51.720	1:51.461	1:51.927	1:51.885	1:51.062	1:51.343
355	Laura BROWN (NSW)	2:01.579	1:52.874	1:52.762	1:52.954	1:52.950	1:53.366	1:51.867	1:52.123
437	Hayden STIFF (NSW)	2:06.550	1:56.773	1:57.508	1:57.717	1:56.855	1:56.695	2:04.272	1:57.116

*** AMENDMENT - No, 31 (T. HALL) penalised 2 positions by Clerk of Course for passing under yellow flag ***


 Chief Time Keeper - Scott Laing


 Clerk of Course - Tom Williams



Computime Race Timing Systems Pty Ltd © 1996
 Licensed to Computime Race Timing Systems

COMPUTIME RACE TIMING SYSTEMS PTY LTD
www.computime.com.au

E-mail: scott@computime.com.au / Ph: 0418 17 13 17





ASBK RESULTS
AUSTRALIAN SUPERSPORT 300 CHAMPIONSHIP

Race 2

Date: 23/02/19
Event: R06
Weather: Sunny - Temp: 22.4C
Track: Dry - Temp: 42.7C

Started at: 16:55:50
Laps: 8
Starters: 34
Printed at: 20:33

AMENDED LAP TIMES

No Name

The results are provisional until the end of the time limit for protests and appeals.

Scott Laing
.....
Chief Time Keeper - Scott Laing

Tom Williams
.....
Clerk of Course - Tom Williams



Computime Race Timing Systems Pty Ltd © 1996
Licensed to Computime Race Timing Systems

COMPUTIME RACE TIMING SYSTEMS PTY LTD
www.computime.com.au

E-mail: scott@computime.com.au / Ph: 0418 17 13 17





ASBK RESULTS

AUSTRALIAN SUPERSPORT 300 CHAMPIONSHIP

Date: 23/02/19
 Event: R06
 Weather: Sunny - Temp: 22.4C
 Track: Dry - Temp: 42.7C

Race 2

Started at: 16:55:50
 Laps: 8
 Starters: 34
 Printed at: 20:33

AMENDED SPLIT TIMES

Lap	Split 1	Split 2	Split 3	Split 4	Lap Time	Spd	Lap	Split 1	Split 2	Split 3	Split 4	Lap Time	Spd
10 Callum O'BRIEN (WA) (3rd)							8	<u>27.398</u>	33.666	21.588	31.416	1:54.068	184
1	34.672	32.926	20.960	30.377	1:58.935	147							
2	26.822	32.307	21.067	30.390	1:50.586	191							
3	<u>26.356</u>	32.491	<u>20.775</u>	30.414	<u>1:50.036</u>	193							
4	26.640	32.372	21.128	30.279	1:50.419	188							
5	26.673	32.497	20.976	<u>30.073</u>	1:50.219	188							
6	27.065	<u>32.182</u>	20.867	30.181	1:50.295	191							
7	27.142	32.493	21.251	30.412	1:51.298	182							
8	26.825	32.517	21.271	30.530	1:51.143	188							
15 Bronson PICKETT (WA) (22th)													
1	36.345	34.465	21.445	32.533	2:04.788	153							
2	27.639	33.807	21.592	31.808	1:54.846	178							
3	27.669	33.396	21.561	31.501	1:54.127	175							
4	27.795	<u>33.152</u>	<u>21.432</u>	<u>31.267</u>	<u>1:53.646</u>	172							
5	27.857	33.340	22.009	31.669	1:54.875	177							
6	<u>27.472</u>	33.477	21.614	31.817	1:54.380	176							
7	28.273	33.209	21.580	31.677	1:54.739	170							
8	27.502	33.335	21.774	31.476	1:54.087	179							
19 Craig WHITE (NSW) (28th)													
1	38.697	<u>34.778</u>	<u>22.329</u>	<u>32.884</u>	2:08.688	148							
2	<u>28.763</u>	34.868	22.634	33.509	<u>1:59.774</u>	179							
3	29.284	35.336	22.491	33.396	2:00.507	169							
4	29.873	35.452	22.622	33.291	2:01.238	166							
5	29.613	35.463	22.807	33.327	2:01.210	173							
6	29.724	34.931	22.675	33.410	2:00.740	163							
7	29.619	35.171	22.591	33.583	2:00.964	167							
8	29.739	35.342	22.586	33.081	2:00.748	161							
20 Hunter FORD (NSW) (DNF)													
1	34.128	32.520	20.848	30.703	1:58.199	150							
2	26.687	<u>32.312</u>	20.904	30.526	1:50.429	191							
3	<u>26.428</u>	32.501	<u>20.765</u>	<u>30.239</u>	<u>1:49.933</u>	188							
22 Keegan PICKERING (NSW) (20th)													
1	35.786	34.358	21.725	32.256	2:04.125	157							
2	27.716	34.002	21.702	31.480	1:54.900	188							
3	27.580	33.905	21.699	31.444	1:54.628	180							
4	27.748	33.710	<u>21.498</u>	<u>30.889</u>	<u>1:53.845</u>	176							
5	27.464	33.903	21.733	31.410	1:54.510	182							
6	27.448	<u>33.488</u>	21.853	31.580	1:54.369	181							
7	28.379	33.651	21.704	31.189	1:54.923	168							
25 Luke JHONSTON (NSW) (15th)													
1	35.147	33.557	21.502	<u>30.751</u>	2:00.957	157							
2	27.463	33.265	<u>20.970</u>	31.085	1:52.783	181							
3	27.485	33.114	21.133	31.238	1:52.970	188							
4	27.015	33.780	21.204	31.376	1:53.375	185							
5	27.381	33.035	21.249	31.231	1:52.896	183							
6	27.444	33.560	21.112	31.226	1:53.342	184							
7	<u>26.851</u>	32.659	21.210	31.219	<u>1:51.939</u>	191							
8	27.717	<u>32.502</u>	21.091	30.867	1:52.177	174							
27 Max STAUFFER (NSW) (1st)													
1	33.670	<u>31.943</u>	20.698	30.603	1:56.914	148							
2	27.273	32.057	<u>20.550</u>	30.468	<u>1:50.348</u>	176							
3	<u>27.150</u>	32.086	20.652	30.571	1:50.459	177							
4	27.303	32.286	20.637	30.633	1:50.859	174							
5	27.357	32.433	20.803	30.405	1:50.998	181							
6	27.505	32.594	20.814	<u>30.117</u>	1:51.030	179							
7	27.189	32.557	20.615	30.656	1:51.017	182							
8	27.759	32.384	20.869	30.233	1:51.245	176							
28 Tayla RELPH (QLD) (21th)													
1	36.570	33.882	<u>21.490</u>	31.975	2:03.917	155							
2	<u>27.412</u>	33.373	21.496	31.883	<u>1:54.164</u>	187							
3	27.701	33.188	21.562	31.897	1:54.348	180							
4	28.316	33.344	21.553	<u>31.648</u>	1:54.861	171							
5	27.487	33.530	21.825	31.753	1:54.595	183							
6	27.492	33.257	21.626	32.196	1:54.571	184							
7	28.119	33.295	21.684	31.687	1:54.785	173							
8	27.866	<u>32.966</u>	21.546	31.792	1:54.170	181							
31 Travis HALL (QLD) (14th)													
1	35.177	33.354	21.228	31.203	2:00.962	151							
2	27.739	33.416	20.990	31.294	1:53.439	177							
3	27.163	33.128	20.989	31.121	1:52.401	194							
4	<u>27.024</u>	32.487	21.082	<u>30.827</u>	<u>1:51.420</u>	182							
5	28.552	33.217	21.403	31.669	1:54.841	166							
6	27.831	<u>32.061</u>	21.483	30.869	1:52.244	178							
7	27.196	32.938	<u>20.898</u>	31.062	1:52.094	183							
8	27.307	32.473	21.148	30.835	1:51.763	177							
32 Dylan WHITESIDE (VIC) (8th)													


Scott Laing
 Chief Time Keeper - Scott Laing

Tom Williams
 Clerk of Course - Tom Williams



COMPUTIME RACE TIMING SYSTEMS PTY LTD
 www.computime.com.au

E-mail: scott@computime.com.au / Ph: 0418 17 13 17



Computime Race Timing Systems Pty Ltd © 1996
 Licensed to Computime Race Timing Systems



ASBK RESULTS

AUSTRALIAN SUPERSPORT 300 CHAMPIONSHIP

Race 2

Date: 23/02/19
 Event: R06
 Weather: Sunny - Temp: 22.4C
 Track: Dry - Temp: 42.7C

Started at: 16:55:50
 Laps: 8
 Starters: 34
 Printed at: 20:33

AMENDED SPLIT TIMES

Lap	Split 1	Split 2	Split 3	Split 4	Lap Time	Spd	Lap	Split 1	Split 2	Split 3	Split 4	Lap Time	Spd
1	35.221	34.145	21.009	32.215	2:02.590	155	4	26.779	32.324	20.645	30.638	1:50.386	189
2	26.590	33.140	21.054	30.824	1:51.608	188	5	26.745	32.406	20.613	30.130	1:49.894	186
3	26.635	32.254	20.932	30.568	1:50.389	193	6	26.795	32.785	20.610	30.323	1:50.513	187
4	26.734	32.550	20.967	30.892	1:51.143	182	7	27.435	32.305	20.936	30.625	1:51.301	175
5	27.235	33.148	21.278	30.632	1:52.293	182	8	27.102	32.773	21.048	30.281	1:51.204	184
6	26.658	32.726	20.991	31.077	1:51.452	183	46 Lachlan O'BRIEN (NT) (29th)						
7	26.967	32.524	21.005	30.830	1:51.326	179	1	37.470	35.020	22.635	33.274	2:08.399	154
8	26.700	32.439	21.162	31.195	1:51.496	186	2	29.640	34.905	22.699	33.423	2:00.667	172
33 Grace POUTCH (VIC) (24th)							3	29.161	35.120	22.861	32.809	1:59.951	171
1	36.994	34.677	21.636	32.682	2:05.989	157	4	29.583	35.103	22.879	33.294	2:00.859	168
2	28.336	33.971	21.916	32.824	1:57.047	186	5	30.101	35.736	22.896	33.159	2:01.892	166
3	28.586	34.312	22.284	33.042	1:58.224	180	6	29.838	34.854	22.742	33.059	2:00.493	165
4	28.676	35.011	21.694	32.232	1:57.613	183	7	29.484	35.637	22.921	33.177	2:01.219	167
5	28.398	34.269	21.859	31.909	1:56.435	180	8	30.183	34.863	22.735	32.608	2:00.389	161
6	28.189	34.006	21.701	32.392	1:56.288	177	47 Zylas BUNTING (NSW) (19th)						
7	28.228	34.244	21.883	32.284	1:56.639	173	1	36.119	34.481	21.407	31.946	2:03.953	156
8	28.439	34.103	21.866	32.270	1:56.678	173	2	27.527	33.374	21.525	31.740	1:54.166	187
35 Ben ANGELIDIS (ACT) (27th)							3	27.792	33.241	21.529	31.749	1:54.311	179
1	38.199	35.580	22.768	33.421	2:09.968	150	4	28.467	33.309	21.467	31.515	1:54.758	171
2	29.085	34.734	22.734	33.503	2:00.056	170	5	27.943	33.201	21.801	31.573	1:54.518	178
3	28.956	35.369	22.745	33.764	2:00.834	175	6	27.880	33.129	21.762	31.983	1:54.754	173
4	28.690	35.092	22.616	33.300	1:59.698	170	7	28.240	32.839	21.493	31.391	1:53.963	170
5	29.657	35.210	22.905	33.178	2:00.950	169	8	27.877	32.864	21.326	31.572	1:53.639	173
6	28.970	34.571	22.776	33.880	2:00.197	164	56 Jesse WOODS (TAS) (18th)						
7	30.255	35.096	22.808	33.297	2:01.456	157	1	35.879	33.851	21.362	31.552	2:02.644	148
8	29.819	35.008	22.522	32.947	2:00.296	160	2	27.059	33.210	20.945	30.963	1:52.177	185
40 Jeremy CZMOK (VIC) (31th)							3	27.117	33.175	21.215	30.832	1:52.339	193
1	38.665	35.786	23.080	33.570	2:11.101	155	4	26.914	32.839	21.068	30.812	1:51.633	189
2	29.158	35.042	23.009	34.221	2:01.430	177	5	28.242	33.136	21.347	31.450	1:54.175	180
3	29.351	35.423	23.079	33.208	2:01.061	173	6	27.670	32.797	21.092	31.514	1:53.073	177
4	29.509	35.196	23.144	33.161	2:01.010	171	7	27.335	33.102	21.326	30.716	1:52.479	180
5	29.695	35.316	23.134	33.164	2:01.309	172	8	27.225	33.223	21.321	30.514	1:52.283	184
6	29.585	35.136	23.331	33.654	2:01.706	171	57 Seth CRUMP (QLD) (10th)						
7	29.950	34.691	23.123	33.130	2:00.894	170	1	33.472	32.508	20.938	30.813	1:57.731	149
8	29.639	43.623	22.807	44.094	2:20.163	169	2	27.003	32.157	20.874	30.935	1:50.969	178
43 Harry KHOURI (NSW) (4th)							3	26.860	32.391	20.832	30.820	1:50.903	184
1	34.305	32.532	20.805	30.594	1:58.236	150	4	26.799	32.882	21.033	30.899	1:51.613	187
2	27.290	32.656	20.778	30.462	1:51.186	184	5	27.386	32.955	21.359	31.311	1:53.011	179
3	26.575	32.270	20.670	30.714	1:50.229	188	6	27.487	32.989	21.318	31.256	1:53.050	176

Scott Laing
 Chief Time Keeper - Scott Laing

Tom Williams
 Clerk of Course - Tom Williams



Computime Race Timing Systems Pty Ltd © 1996
 Licensed to Computime Race Timing Systems

COMPUTIME RACE TIMING SYSTEMS PTY LTD
www.computime.com.au

E-mail: scott@computime.com.au / Ph: 0418 17 13 17





ASBK RESULTS

AUSTRALIAN SUPERSPORT 300 CHAMPIONSHIP

Date: 23/02/19
 Event: R06
 Weather: Sunny - Temp: 22.4C
 Track: Dry - Temp: 42.7C

Race 2

Started at: 16:55:50
 Laps: 8
 Starters: 34
 Printed at: 20:33

AMENDED SPLIT TIMES

Lap	Split 1	Split 2	Split 3	Split 4	Lap Time	Spd	Lap	Split 1	Split 2	Split 3	Split 4	Lap Time	Spd
							87 Zac LEVY (QLD) (17th)						
7	27.497	33.140	21.288	31.325	1:53.250	175	1	35.516	32.789	21.093	31.501	2:00.899	156
8	27.427	32.890	21.120	30.846	1:52.283	174	2	27.368	32.998	20.969	31.066	1:52.401	179
							58 Mitch KUHNE (QLD) (13th)						
1	34.894	33.102	21.102	31.852	2:00.950	157	3	27.320	32.674	21.310	30.893	1:52.197	176
2	27.300	33.670	21.055	31.338	1:53.363	182	4	26.979	32.893	21.403	31.468	1:52.743	179
3	27.075	33.161	21.016	31.158	1:52.410	195	5	28.282	32.946	21.734	31.693	1:54.655	168
4	26.904	33.122	20.932	31.078	1:52.036	188	6	27.680	33.226	21.346	30.958	1:53.210	177
5	27.686	33.437	21.279	31.710	1:54.112	181	7	27.135	32.941	21.277	30.815	1:52.168	183
6	27.236	33.109	21.064	30.967	1:52.376	185	8	27.143	33.287	21.348	30.736	1:52.514	173
7	27.334	33.438	21.050	31.188	1:53.010	180	89 Kristian AGOSTINI (NT) (30th)						
8	27.380	32.639	20.895	31.008	1:51.922	173	1	38.080	35.262	22.500	33.646	2:09.488	156
							68 Luke POWER (VIC) (5th)						
1	33.301	32.749	20.788	30.965	1:57.803	142	2	29.078	35.076	22.522	33.614	2:00.290	175
2	26.606	31.955	20.622	30.235	1:49.418	182	3	29.150	35.308	22.526	33.996	2:00.980	173
3	27.311	32.108	20.667	30.398	1:50.484	174	4	29.554	35.017	22.288	34.103	2:00.962	169
4	27.150	32.578	20.876	30.313	1:50.917	173	5	29.647	35.143	22.593	34.100	2:01.483	170
5	27.048	32.392	20.959	30.658	1:51.057	178	6	29.258	34.858	22.479	33.111	1:59.706	168
6	27.131	32.168	20.943	30.599	1:50.841	180	7	29.557	35.896	22.611	33.491	2:01.555	172
7	26.940	33.002	20.810	30.268	1:51.020	185	8	29.440	35.146	22.478	34.022	2:01.086	170
8	27.163	32.591	21.243	30.521	1:51.518	177	97 Peter NERLICH (VIC) (12th)						
							72 Benjamin BAKER (NSW) (9th)						
1	35.385	33.701	20.894	30.984	2:00.964	153	1	36.125	33.393	21.249	31.889	2:02.656	154
2	27.574	32.612	21.111	31.036	1:52.333	178	2	26.944	33.052	20.918	30.913	1:51.827	187
3	27.246	32.964	20.932	30.626	1:51.768	178	3	26.989	33.380	21.079	30.732	1:52.180	193
4	26.704	32.635	20.954	30.704	1:50.997	184	4	26.677	33.209	21.097	31.137	1:52.120	187
5	26.724	33.198	21.189	30.847	1:51.958	190	5	27.887	33.030	21.293	31.821	1:54.031	184
6	27.103	32.634	20.953	30.854	1:51.544	183	6	27.021	32.993	21.315	31.031	1:52.360	182
7	27.123	32.855	20.939	30.260	1:51.177	179	7	27.164	32.906	21.360	30.850	1:52.280	182
8	26.975	32.602	20.946	31.140	1:51.663	181	8	27.393	32.889	21.097	30.756	1:52.135	181
							111 Wayne BATSON (SA) (DNF)						
							81 Senna AGIUS (NSW) (6th)						
1	34.024	32.428	20.877	30.770	1:58.099	149	1	40.242	36.472	23.417	34.551	2:14.682	146
2	27.239	32.447	20.753	30.156	1:50.595	185	2	30.151	36.380	23.570	34.509	2:04.610	164
3	26.241	32.192	20.621	30.214	1:49.268	190	3	30.612	36.340	23.521	34.027	2:04.500	160
4	26.768	32.470	20.979	30.324	1:50.541	186	4	30.351	37.202	23.327	34.028	2:04.908	159
5	27.021	32.650	21.230	30.448	1:51.349	181	5	30.765	36.365	23.404	34.049	2:04.583	159
6	26.789	32.164	20.977	30.681	1:50.611	184	6	30.474	36.255	23.391	34.508	2:04.628	159
7	26.931	32.531	21.061	30.623	1:51.146	187	131 Adam COX (QLD) (26th)						
8	27.790	32.631	20.699	30.382	1:51.502	180	1	36.978	35.241	22.229	32.984	2:07.432	154
							2						
							3						
							4						


Scott Laing
 Chief Time Keeper - Scott Laing

Tom Williams
 Clerk of Course - Tom Williams



COMPUTIME RACE TIMING SYSTEMS PTY LTD
 www.computime.com.au

E-mail: scott@computime.com.au / Ph: 0418 17 13 17



Computime Race Timing Systems Pty Ltd © 1996
 Licensed to Computime Race Timing Systems



ASBK RESULTS

AUSTRALIAN SUPERSPORT 300 CHAMPIONSHIP

Date: 23/02/19
 Event: R06
 Weather: Sunny - Temp: 22.4C
 Track: Dry - Temp: 42.7C

Race 2

Started at: 16:55:50
 Laps: 8
 Starters: 34
 Printed at: 20:33

AMENDED SPLIT TIMES

Lap	Split 1	Split 2	Split 3	Split 4	Lap Time	Spd	Lap	Split 1	Split 2	Split 3	Split 4	Lap Time	Spd
5	28.996	34.663	22.250	33.631	1:59.540	166	8	27.267	32.049	20.949	30.823	1:51.088	186
6	29.267	34.769	22.330	33.298	1:59.664	163							
7	29.423	34.903	22.230	33.094	1:59.650	162	333 Yannis SHAW (NSW) (7th)						
8	29.273	34.923	22.531	33.133	1:59.860	161	1	34.665	33.421	21.486	31.312	2:00.884	151
							2	26.858	32.734	21.186	31.108	1:51.886	184
151 Locky TAYLOR (QLD) (11th)							3	26.911	32.589	21.434	30.786	1:51.720	183
1	34.561	32.580	20.925	30.767	1:58.833	147	4	27.001	32.632	21.029	30.799	1:51.461	179
2	27.182	32.407	20.867	31.075	1:51.531	186	5	26.667	32.893	21.462	30.905	1:51.927	191
3	27.174	32.503	21.144	31.317	1:52.138	181	6	27.517	32.855	21.036	30.477	1:51.885	180
4	27.792	32.754	21.296	31.139	1:52.981	172	7	26.597	32.904	21.016	30.545	1:51.062	189
5	27.939	32.777	21.061	30.654	1:52.431	168	8	27.224	32.421	20.914	30.784	1:51.343	181
6	27.628	32.842	21.076	31.099	1:52.645	175							
7	27.715	32.634	21.301	30.971	1:52.621	173	355 Laura BROWN (NSW) (16th)						
8	27.881	32.761	21.324	31.182	1:53.148	172	1	35.340	33.871	21.325	31.043	2:01.579	154
							2	27.289	33.172	21.076	31.337	1:52.874	187
282 Cameron AGOSTINI (NT) (23th)							3	27.181	33.372	21.088	31.121	1:52.762	192
1	37.219	33.826	21.896	31.953	2:04.894	153	4	27.140	33.069	21.309	31.436	1:52.954	186
2	27.707	33.790	21.719	31.685	1:54.901	178	5	27.460	33.189	21.301	31.000	1:52.950	184
3	27.758	33.371	21.654	31.938	1:54.721	175	6	27.682	33.362	21.217	31.105	1:53.366	175
4	27.767	33.177	21.413	31.370	1:53.727	174	7	27.162	32.698	21.007	31.000	1:51.867	188
5	27.886	33.108	21.706	31.506	1:54.206	174	8	27.720	32.770	21.120	30.513	1:52.123	169
6	27.624	33.346	21.721	31.683	1:54.374	179							
7	28.201	33.606	21.622	31.287	1:54.716	170	437 Hayden STIFF (NSW) (25th)						
8	27.786	33.207	21.709	31.837	1:54.539	179	1	37.225	34.914	21.993	32.418	2:06.550	152
							2	28.197	34.035	22.046	32.495	1:56.773	179
308 John LYTRAS (QLD) (2nd)							3	28.652	34.096	22.261	32.499	1:57.508	179
1	33.843	32.261	20.982	30.981	1:58.067	144	4	29.288	34.163	21.863	32.403	1:57.717	170
2	26.995	31.893	20.978	30.734	1:50.600	188	5	28.813	33.561	21.975	32.506	1:56.855	168
3	26.605	31.961	20.697	30.676	1:49.939	189	6	28.237	34.246	22.068	32.144	1:56.695	176
4	26.704	32.336	20.939	30.715	1:50.694	183	7	28.095	41.720	22.230	32.227	2:04.272	173
5	27.175	32.870	20.989	30.395	1:51.429	179	8	28.974	33.986	22.001	32.155	1:57.116	166
6	26.966	32.115	20.904	30.378	1:50.363	183							
7	26.924	32.596	20.949	30.270	1:50.739	185							

*** AMENDMENT - No, 31 (T. HALL) penalised 2 positions by Clerk of Course for passing under yellow flag ***

The results are provisional until the end of the time limit for protests and appeals.

Scott Laing
 Chief Time Keeper - Scott Laing


Tom Williams
 Clerk of Course - Tom Williams



Computime Race Timing Systems Pty Ltd © 1996
 Licensed to Computime Race Timing Systems

COMPUTIME RACE TIMING SYSTEMS PTY LTD
www.computime.com.au

E-mail: scott@computime.com.au / Ph: 0418 17 13 17





ASBK RESULTS
AUSTRALIAN SUPERSPORT 300 CHAMPIONSHIP

Race 2

Date: 23/02/19
 Event: R06
 Weather: Sunny - Temp: 22.4C
 Track: Dry - Temp: 42.7C

Started at: 16:55:50
 Laps: 8
 Starters: 34
 Printed at: 20:33

AMENDED FASTEST LAPS SEQUENCE

Lap	Race Pos	No	Name	Machine	Fastest Lap	On Lap
1	1	27	Max STAUFFER (NSW)	Yamaha R3 321	1:56.914	1
2	1	68	Luke POWER (VIC)	Yamaha R3 321	1:49.418	2
3	3	81	Senna AGIUS (NSW)	Kawasaki EX 400	1:49.268	3

*** AMENDMENT - No, 31 (T. HALL) penalised 2 positions by Clerk of Course for passing under yellow flag ***

The results are provisional until the end of the time limit for protests and appeals.


Scott Laing
 Chief Time Keeper - Scott Laing

Tom Williams
 Clerk of Course - Tom Williams

Computime Race Timing Systems Pty Ltd © 1996
 Licensed to Computime Race Timing Systems

COMPUTIME RACE TIMING SYSTEMS PTY LTD
www.computime.com.au

E-mail: scott@computime.com.au / Ph: 0418 17 13 17





ASBK RESULTS

AUSTRALIAN SUPERSPORT 300 CHAMPIONSHIP

Date: 23/02/19
 Event: R06
 Weather: Sunny - Temp: 22.4C
 Track: Dry - Temp: 42.7C

Race 2

Started at: 16:55:50
 Laps: 8
 Starters: 34
 Printed at: 20:33

AMENDED LAP SHEET

No	Lap Time	Gap	No	Lap Time	Gap	No	Lap Time	Gap	No	Lap Time	Gap	No	Lap Time	Gap
Lap 1			111	2:14.682	17.768	40	2:01.430	25.310	35	2:00.834	33.153	89	2:00.962	43.217
27	1:56.914		Lap 2			111	2:04.610	32.071	40	2:01.061	35.887	40	2:01.010	46.099
57	1:57.731	.817	68	1:49.418		Lap 3			111	2:04.500	46.087	111	2:04.908	1:00.197
68	1:57.803	.889	27	1:50.348	.041	68	1:50.484		Lap 4			Lap 5		
308	1:58.067	1.153	20	1:50.429	1.407	27	1:50.459	.016	81	1:50.541		27	1:50.998	
81	1:58.099	1.185	308	1:50.600	1.446	81	1:49.268	.257	27	1:50.859	.077	68	1:51.057	.101
20	1:58.199	1.285	81	1:50.595	1.473	20	1:49.933	.856	68	1:50.917	.119	81	1:51.349	.274
43	1:58.236	1.322	57	1:50.969	1.479	308	1:49.939	.901	308	1:50.694	.797	43	1:49.894	.353
151	1:58.833	1.919	43	1:51.186	2.201	10	1:50.036	1.852	10	1:50.419	1.473	10	1:50.219	.617
10	1:58.935	2.021	10	1:50.586	2.300	57	1:50.903	1.898	43	1:50.386	1.534	308	1:51.429	1.151
333	2:00.884	3.970	151	1:51.531	3.143	43	1:50.229	1.946	57	1:51.613	2.713	57	1:53.011	4.649
87	2:00.899	3.985	333	1:51.886	5.549	151	1:52.138	4.797	151	1:52.981	6.980	333	1:51.927	8.300
58	2:00.950	4.036	72	1:52.333	6.076	333	1:51.720	6.785	32	1:51.143	7.227	151	1:52.431	8.336
25	2:00.957	4.043	87	1:52.401	6.079	32	1:50.389	6.882	333	1:51.461	7.448	72	1:51.958	8.442
31	2:00.962	4.048	25	1:52.783	6.519	72	1:51.768	7.360	72	1:50.997	7.559	32	1:52.293	8.445
72	2:00.964	4.050	32	1:51.608	6.977	87	1:52.197	7.792	31	1:51.420	9.719	97	1:54.031	13.236
355	2:01.579	4.665	58	1:53.363	7.092	97	1:52.180	8.958	87	1:52.743	9.737	58	1:54.112	13.293
32	2:02.590	5.676	31	1:53.439	7.180	25	1:52.970	9.005	58	1:52.036	10.256	87	1:54.655	13.317
56	2:02.644	5.730	355	1:52.874	7.232	58	1:52.410	9.018	97	1:52.120	10.280	56	1:54.175	13.390
97	2:02.656	5.742	97	1:51.827	7.262	31	1:52.401	9.097	56	1:51.633	10.290	25	1:52.896	13.403
28	2:03.917	7.003	56	1:52.177	7.600	56	1:52.339	9.455	25	1:53.375	11.582	31	1:54.841	13.485
47	2:03.953	7.039	28	1:54.164	10.860	355	1:52.762	9.510	355	1:52.954	11.666	355	1:52.950	13.541
22	2:04.125	7.211	47	1:54.166	10.898	28	1:54.348	14.724	47	1:54.758	18.685	47	1:54.518	22.128
15	2:04.788	7.874	22	1:54.900	11.804	47	1:54.311	14.725	28	1:54.861	18.787	28	1:54.595	22.307
282	2:04.894	7.980	15	1:54.846	12.413	22	1:54.628	15.948	15	1:53.646	18.904	22	1:54.510	22.430
33	2:05.989	9.075	282	1:54.901	12.574	15	1:54.127	16.056	22	1:53.845	18.995	15	1:54.875	22.704
437	2:06.550	9.636	33	1:57.047	15.815	282	1:54.721	16.811	282	1:53.727	19.740	282	1:54.206	22.871
131	2:07.432	10.518	437	1:56.773	16.102	437	1:57.508	23.126	437	1:57.717	30.045	33	1:56.435	35.730
46	2:08.399	11.485	131	1:58.967	19.178	33	1:58.224	23.555	33	1:57.613	30.370	437	1:56.855	35.825
19	2:08.688	11.774	19	1:59.774	21.241	131	1:58.668	27.362	131	1:58.492	35.056	131	1:59.540	43.521
89	2:09.488	12.574	46	2:00.667	21.845	19	2:00.507	31.264	46	2:00.859	41.373	19	2:01.210	51.839
35	2:09.968	13.054	89	2:00.290	22.557	46	1:59.951	31.312	19	2:01.238	41.704	35	2:00.950	51.928
40	2:11.101	14.187	35	2:00.056	22.803	89	2:00.980	33.053	35	1:59.698	42.053	46	2:01.892	52.190

Scott Laing
 Chief Time Keeper - Scott Laing


Tom Williams
 Clerk of Course - Tom Williams



Computime Race Timing Systems Pty Ltd © 1996
 Licensed to Computime Race Timing Systems

COMPUTIME RACE TIMING SYSTEMS PTY LTD
www.computime.com.au

E-mail: scott@computime.com.au / Ph: 0418 17 13 17





ASBK RESULTS

AUSTRALIAN SUPERSPORT 300 CHAMPIONSHIP

Race 2

Date: 23/02/19
 Event: R06
 Weather: Sunny - Temp: 22.4C
 Track: Dry - Temp: 42.7C

Started at: 16:55:50
 Laps: 8
 Starters: 34
 Printed at: 20:33

AMENDED LAP SHEET

No	Lap Time	Gap	No	Lap Time	Gap	No	Lap Time	Gap	No	Lap Time	Gap
89	2:01.483	53.625	89	1:59.706	1:02.465	89	2:01.555	1:12.924	40	2:20.163	1:45.804
40	2:01.309	56.333	40	2:01.706	1:07.173	40	2:00.894	1:16.971			
111	2:04.583	1:13.705	111	2:04.628	1:27.467						
Lap 6			Lap 7			Lap 8					
43	1:50.513		68	1:51.020		27	1:51.245				
81	1:50.611	.019	81	1:51.146	.069	308	1:51.088	.049			
10	1:50.295	.046	27	1:51.017	.085	10	1:51.143	.061			
68	1:50.841	.076	43	1:51.301	.205	43	1:51.204	.079			
27	1:51.030	.164	10	1:51.298	.248	68	1:51.518	.188			
308	1:50.363	.648	308	1:50.739	.291	81	1:51.502	.241			
57	1:53.050	6.833	57	1:53.250	8.987	333	1:51.343	9.298			
32	1:51.452	9.031	72	1:51.177	9.201	32	1:51.496	9.427			
72	1:51.544	9.120	32	1:51.326	9.261	72	1:51.663	9.534			
333	1:51.885	9.319	333	1:51.062	9.285	57	1:52.283	9.940			
151	1:52.645	10.115	151	1:52.621	11.640	151	1:53.148	13.458			
97	1:52.360	14.730	31	1:52.094	15.861	31	1:51.763	16.294			
58	1:52.376	14.803	97	1:52.280	15.914	97	1:52.135	16.719			
31	1:52.244	14.863	58	1:53.010	16.717	58	1:51.922	17.309			
56	1:53.073	15.597	25	1:51.939	16.722	25	1:52.177	17.569			
87	1:53.210	15.661	87	1:52.168	16.733	355	1:52.123	17.605			
25	1:53.342	15.879	355	1:51.867	16.812	87	1:52.514	17.917			
355	1:53.366	16.041	56	1:52.479	16.980	56	1:52.283	17.933			
22	1:54.369	25.933	47	1:53.963	28.883	47	1:53.639	31.192			
28	1:54.571	26.012	28	1:54.785	29.701	22	1:54.068	32.498			
47	1:54.754	26.016	22	1:54.923	29.760	28	1:54.170	32.541			
15	1:54.380	26.218	15	1:54.739	29.861	15	1:54.087	32.618			
282	1:54.374	26.379	282	1:54.716	29.999	282	1:54.539	33.208			
33	1:56.288	41.152	33	1:56.639	46.695	33	1:56.678	52.043			
437	1:56.695	41.654	437	2:04.272	54.830	437	1:57.116	1:00.616			
131	1:59.664	52.319	131	1:59.650	1:00.873	131	1:59.860	1:09.403			
35	2:00.197	1:01.259	19	2:00.964	1:11.581	35	2:00.296	1:20.585			
19	2:00.740	1:01.713	35	2:01.456	1:11.619	46	2:00.389	1:20.999			
46	2:00.493	1:01.817	46	2:01.219	1:11.940	19	2:00.748	1:20.999			
						89	2:01.086	1:22.680			

*** AMENDMENT - No, 31 (T. HALL) penalised 2 positions by Clerk of Course for passing under yellow flag ***

The results are provisional until the end of the time limit for protests and appeals.


 Chief Time Keeper - Scott Laing



 Clerk of Course - Tom Williams



Computime Race Timing Systems Pty Ltd © 1996
 Licensed to Computime Race Timing Systems

COMPUTIME RACE TIMING SYSTEMS PTY LTD
www.computime.com.au

E-mail: scott@computime.com.au / Ph: 0418 17 13 17





ASBK RESULTS

AUSTRALIAN SUPERSPORT 300 CHAMPIONSHIP

Race 2

Date: 23/02/19
Event: R06
Weather: Sunny - Temp: 22.4C
Track: Dry - Temp: 42.7C

Started at: 16:55:50
Laps: 8
Starters: 34
Printed at: 20:33


AMENDED LAP CHART

Grid	1	2	3	4	5	6	7	8
68	27	68	68	81	27	43	68	27
10	57	27	27	27	68	81	81	308
151	68	20	81	68	81	10	27	10
308	308	308	20	308	43	68	43	43
27	81	81	308	10	10	27	10	68
57	20	57	10	43	308	308	308	81
20	43	43	57	57	57	57	57	333
81	151	10	43	151	333	32	72	32
333	10	151	151	32	151	72	32	72
43	333	333	333	333	72	333	333	57
31	87	72	32	72	32	151	151	151
355	58	87	72	31	97	97	31	31
56	25	25	87	87	58	58	97	97
42	31	32	97	58	87	31	58	58
32	72	58	25	97	56	56	25	25
97	355	31	58	56	25	87	87	355
25	32	355	31	25	31	25	355	87
72	56	97	56	355	355	355	56	56
58	97	56	355	47	47	22	47	47
15	28	28	28	28	28	28	28	22
47	47	47	47	15	22	47	22	28
28	22	22	22	22	15	15	15	15
87	15	15	15	282	282	282	282	282
22	282	282	282	437	33	33	33	33
33	33	33	437	33	437	437	437	437
282	437	437	33	131	131	131	131	131
437	131	131	131	46	19	35	19	35
131	46	19	19	19	35	19	35	46
35	19	46	46	35	46	46	46	19
30	89	89	89	89	89	89	89	89
19	35	35	35	40	40	40	40	40
46	40	40	40	111	111	111		
14	111	111	111					
40								
111								
89								

*** AMENDMENT - No, 31 (T. HALL) penalised 2 positions by Clerk of Course for passing under yellow flag ***

The results are provisional until the end of the time limit for protests and appeals.


Chief Time Keeper - Scott Laing



Clerk of Course - Tom Williams



Computime Race Timing Systems Pty Ltd © 1996
Licensed to Computime Race Timing Systems

COMPUTIME RACE TIMING SYSTEMS PTY LTD
www.computime.com.au

E-mail: scott@computime.com.au / Ph: 0418 17 13 17





ASBK RESULTS

AUSTRALIAN SUPERSPORT 300 CHAMPIONSHIP

Race 2

Date: 23/02/19
 Event: R06
 Weather: Sunny - Temp: 22.4C
 Track: Dry - Temp: 42.7C

Started at: 16:55:50
 Laps: 8
 Starters: 34
 Printed at: 20:33

AMENDED BEST PARTIAL TIMES

Pos	Split 1		Split 2		Split 3		Split 4		LAP		Ideal	Fastest
	Name	Time	Name	Time	Name	Time	Name	Time	Name	Time		
1	S. AGIUS	26.241	J. LYTRAS	31.893	M. STAUFFER	20.550	C. O'BRIEN	30.073	S. AGIUS	1:49.182	1:49.268	
2	C. O'BRIEN	26.356	M. STAUFFER	31.943	H. KHOURI	20.610	M. STAUFFER	30.117	C. O'BRIEN	1:49.386	1:50.036	
3	H. FORD	26.428	L. POWER	31.955	S. AGIUS	20.621	H. KHOURI	30.130	L. POWER	1:49.418	1:49.418	
4	H. KHOURI	26.575	T. HALL	32.061	L. POWER	20.622	S. AGIUS	30.156	J. LYTRAS	1:49.465	1:49.939	
5	D. WHITESIDE	26.590	S. CRUMP	32.157	J. LYTRAS	20.697	L. POWER	30.235	H. KHOURI	1:49.585	1:49.894	
6	Y. SHAW	26.597	S. AGIUS	32.164	H. FORD	20.765	H. FORD	30.239	H. FORD	1:49.744	1:49.933	
7	J. LYTRAS	26.605	C. O'BRIEN	32.182	C. O'BRIEN	20.775	B. BAKER	30.260	M. STAUFFER	1:49.760	1:50.348	
8	L. POWER	26.606	D. WHITESIDE	32.254	S. CRUMP	20.832	J. LYTRAS	30.270	D. WHITESIDE	1:50.344	1:50.389	
9	P. NERLICH	26.677	H. KHOURI	32.270	L. TAYLOR	20.867	Y. SHAW	30.477	Y. SHAW	1:50.409	1:51.062	
10	B. BAKER	26.704	H. FORD	32.312	B. BAKER	20.894	L. BROWN	30.513	B. BAKER	1:50.460	1:50.997	
11	S. CRUMP	26.799	L. TAYLOR	32.407	M. KUHNE	20.895	J. WOODS	30.514	S. CRUMP	1:50.601	1:50.903	
12	L. JHONSTON	26.851	Y. SHAW	32.421	T. HALL	20.898	D. WHITESIDE	30.568	T. HALL	1:50.810	1:51.420	
13	M. KUHNE	26.904	L. JHONSTON	32.502	Y. SHAW	20.914	L. TAYLOR	30.654	L. JHONSTON	1:51.074	1:51.939	
14	J. WOODS	26.914	B. BAKER	32.602	P. NERLICH	20.918	P. NERLICH	30.732	L. TAYLOR	1:51.102	1:51.531	
15	Z. LEVY	26.979	M. KUHNE	32.639	D. WHITESIDE	20.932	Z. LEVY	30.736	J. WOODS	1:51.170	1:51.633	
16	T. HALL	27.024	Z. LEVY	32.674	J. WOODS	20.945	L. JHONSTON	30.751	P. NERLICH	1:51.216	1:51.827	
17	L. BROWN	27.140	L. BROWN	32.698	Z. LEVY	20.969	S. CRUMP	30.813	L. BROWN	1:51.358	1:51.867	
18	M. STAUFFER	27.150	J. WOODS	32.797	L. JHONSTON	20.970	T. HALL	30.827	Z. LEVY	1:51.358	1:52.168	
19	L. TAYLOR	27.174	Z. BUNTING	32.839	L. BROWN	21.007	K. PICKERING	30.889	M. KUHNE	1:51.405	1:51.922	
20	K. PICKERING	27.398	P. NERLICH	32.889	Z. BUNTING	21.326	M. KUHNE	30.967	Z. BUNTING	1:53.083	1:53.639	
21	T. RELPH	27.412	T. RELPH	32.966	C. AGOSTINI	21.413	B. PICKETT	31.267	K. PICKERING	1:53.273	1:53.845	
22	B. PICKETT	27.472	C. AGOSTINI	33.108	B. PICKETT	21.432	C. AGOSTINI	31.287	B. PICKETT	1:53.323	1:53.646	
23	Z. BUNTING	27.527	B. PICKETT	33.152	T. RELPH	21.490	Z. BUNTING	31.391	C. AGOSTINI	1:53.432	1:53.727	
24	C. AGOSTINI	27.624	K. PICKERING	33.488	K. PICKERING	21.498	T. RELPH	31.648	T. RELPH	1:53.516	1:54.164	
25	H. STIFF	28.095	H. STIFF	33.561	G. POUTCH	21.636	G. POUTCH	31.909	H. STIFF	1:55.663	1:56.695	
26	G. POUTCH	28.189	G. POUTCH	33.971	H. STIFF	21.863	H. STIFF	32.144	G. POUTCH	1:55.705	1:56.288	
27	B. ANGELIDIS	28.690	A. COX	34.482	A. COX	22.190	L. O'BRIEN	32.608	A. COX	1:58.312	1:58.492	
28	C. WHITE	28.763	B. ANGELIDIS	34.571	K. AGOSTINI	22.288	A. COX	32.858	B. ANGELIDIS	1:58.730	1:59.698	
29	A. COX	28.782	J. CZMOK	34.691	C. WHITE	22.329	C. WHITE	32.884	C. WHITE	1:58.754	1:59.774	
30	K. AGOSTINI	29.078	C. WHITE	34.778	B. ANGELIDIS	22.522	B. ANGELIDIS	32.947	L. O'BRIEN	1:59.258	1:59.951	
31	J. CZMOK	29.158	L. O'BRIEN	34.854	L. O'BRIEN	22.635	K. AGOSTINI	33.111	K. AGOSTINI	1:59.335	1:59.706	
32	L. O'BRIEN	29.161	K. AGOSTINI	34.858	J. CZMOK	22.807	J. CZMOK	33.130	J. CZMOK	1:59.786	2:00.894	
33	W. BATSON	30.151	W. BATSON	36.255	W. BATSON	23.327	W. BATSON	34.027	W. BATSON	2:03.760	2:04.500	

*** AMENDMENT - No, 31 (T. HALL) penalised 2 positions by Clerk of Course for passing under yellow flag ***

The results are provisional until the end of the time limit for protests and appeals.


 Chief Time Keeper - Scott Laing



 Clerk of Course - Tom Williams




Computime Race Timing Systems Pty Ltd © 1996
 Licensed to Computime Race Timing Systems

COMPUTIME RACE TIMING SYSTEMS PTY LTD
www.computime.com.au

E-mail: scott@computime.com.au / Ph: 0418 17 13 17






ASBK RESULTS
AUSTRALIAN SUPERSPORT 300 CHAMPIONSHIP
AMENDED ROUND POINTS

AUSTRALIAN SUPERSPORT 300 CHAMPIONSHIP - ROUND 1

Pos	No	Name	Pole	Race 1	Race 2	Total
1	27	Max STAUFFER		25	25	50
2	68	Luke POWER	1	20	16	37
3	43	Harry KHOURI		16	17	33
4	81	Senna AGIUS		18	15	33
5	308	John LYTRAS		11	20	31
6	10	Callum O'BRIEN		12	18	30
7	57	Seth CRUMP		17	11	28
8	32	Dylan WHITESIDE		13	13	26
9	333	Yannis SHAW		9	14	23
10	72	Benjamin BAKER		10	12	22
11	87	Zac LEVY		14	4	18
12	151	Locky TAYLOR		6	10	16
13	20	Hunter FORD		15		15
14	97	Peter NERLICH		5	9	14
15	31	Travis HALL		7	7	14
16	355	Laura BROWN		8	5	13
17	58	Mitch KUHNE		3	8	11
18	25	Luke JHONSTON		4	6	10
19	56	Jesse WOODS		1	3	4
20	47	Zylas BUNTING		2	2	4
21	22	Keegan PICKERING			1	1


 Chief Time Keeper - Scott Laing


 Clerk of Course - Tom Williams

Computime Race Timing Systems Pty Ltd © 1996
 Licensed to Computime Race Timing Systems

COMPUTIME RACE TIMING SYSTEMS PTY LTD
www.computime.com.au

E-mail: scott@computime.com.au / Ph: 0418 17 13 17

